EDN113: Video Script – Task 2 Shelfari Instructions

How to join my Shelfari Murder and Mayhem group

Visuals	Audio Narration
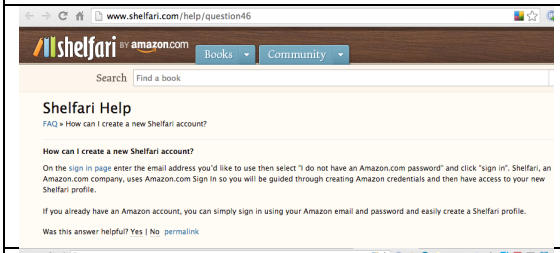	First: Did you create a Shelfari account? If you need help creating your account have a look at How can I create a new Shelfari account? on the Shelfari Help page.
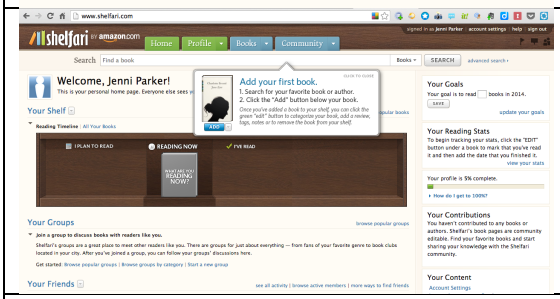	Go to Shelfari www.shelfari.com _and Login to your Shelfari account. You will be taken to your Personal home page.
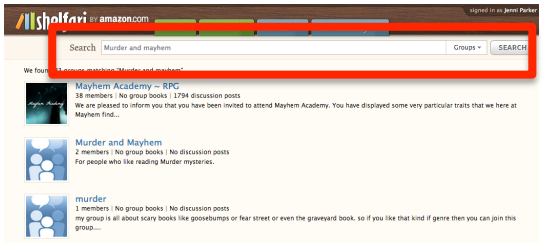	To join my Murder and Mayhem Group • Type Murder and Mayhem in the search box (top of page) • Select Groups from the dropdown list • Click on the Search button You should now see the Murder and Mayhem group, click on the title to go to the group page.
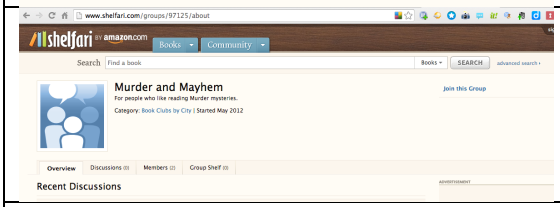	This will take you to the Murder and Mayhem group page.
	Or you can click on the link on my website Murder and Mayhem social book group to go straight to the group page:
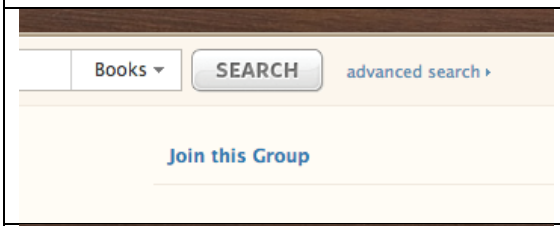	Click on: ***Join this group*** link (top right)
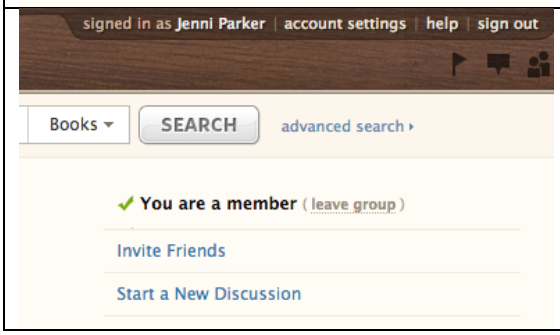	You will be taken to the group home page where you will see a message advising ***"You are now a member"*** of this group.

How to contribute to the Murder and Mayhem social book group

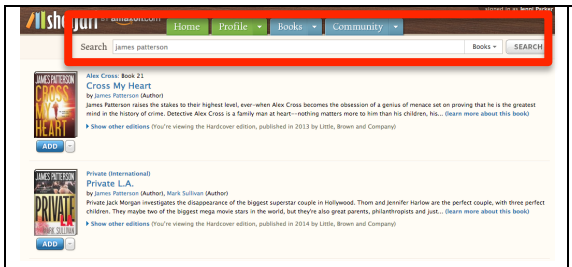

Suggest a book for the group to read.

How to add a book to the group bookshelf

- Type the name of the book or the author into the search field
- Make sure the search criteria is Book
- Click on the Search button

A list of books or the book will be displayed

Click on the book **cover** (NOT the add button) to display the book page

Click on the **Add/remove from my group** link (below the book picture)

- Click on "We're reading" in the Murder and Mayhem group
- Then click on the Save button

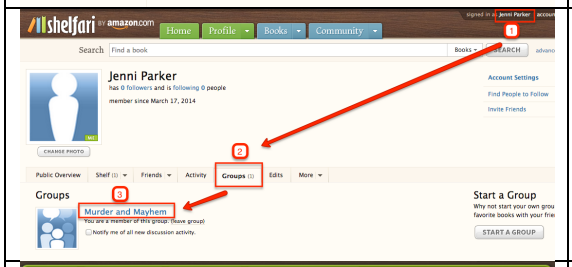

Return to the group home page

- Click on your name (top right)
- Click on Groups link
- Click on Murder and Mayhem group name

Rate & review the book you added to the shelf

- Click on Group Shelf link
- Move your mouse over the book cover
- click on the **Edit** button
- Indicate if you have read it, or are currently reading it
- Enter a short comment about the book
- Select a star rating for the book
- Click on Save and next

	• Continue entering appropriate information or skip the next few screens until you are Done.
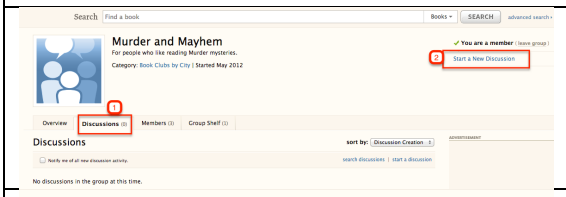	Start a new discussion to advise group members you have added a book. • Click on the discussion link • Click on Start a new discussion
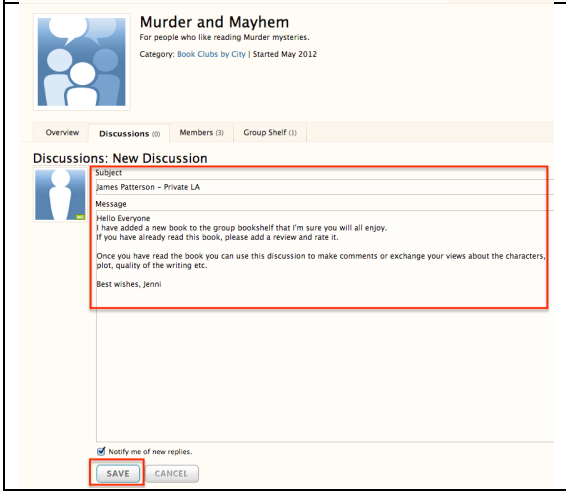	• Enter the author & book title in the subject field • Type a message in the message field asking group members to rate & review the book once they have read it • Also advise members they can use this discussion forum to exchange comments and discuss the book with other group members. • Click on the Save button

Thank you for joining my social book club. I look forward to sharing great authors and books with you!